

3880

PORTABLE MRI

MONITORING SYSTEM

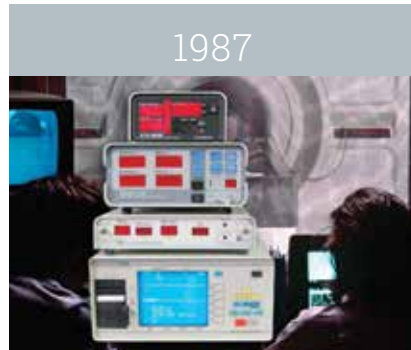


 IRADIMED

WE ARE MRI Patient Care

IRadimed is a leader in MRI patient care with vast experience in MRI innovation. Roger Susi, our president and CEO, is the founder of Invivo Research where he pioneered the world's first and best selling MRI patient vital signs monitoring brand, as well as founding IRadimed Corporation, the world's first and best selling non-magnetic MRI infusion pumps and patient monitors.

The leadership team at IRadimed has a deep history in developing and advancing MRI patient care and is proud to introduce the world's first and only portable, MRI multi-parameter vital signs monitor that maintains the continuum of care throughout the patient's entire MRI care cycle. Below are a few of this team's most notable contributions to MRI patient care.



FIRST MRI MONITOR

The 3100 Omni-Trak was the world's first MRI patient monitor to receive FDA clearance. The 3100 opened the doors for patients to receive a MRI that would have been previously turned away.



FIRST WIRELESS USE

Roger Susi and his team pioneered the use of wireless technology in MRI with the 3150 Omni-Trak. The simple setup of the wireless display expanded the benefits of MRI monitoring to a global scale.



FIRST MRI IV PUMP

The MRidium is the world's first non-magnetic IV infusion system. This unique infusion pump allows the delivery of fluids at the MRI bore safely for I.V. sedations and critical care patients.



FIRST AT MOBILITY

The IRadimed 3880 is a non-magnetic patient monitoring solution, designed to move with the patient between their care unit and the MRI suite while safely maintaining the 'continuity of care'.

WHAT DOES NON MAGNETIC MEAN TO YOU?




CLINICIANS

"I have the freedom to use this monitor on the MRI patient table which keeps both the monitor and the cables off the floor. I now have more room to work and less tangling of lines making me more efficient."



MRI SAFETY OFFICER

"It means safety. Being non-magnetic gives me piece of mind knowing that patients arrive to MRI on a monitor that will not create any hazard should hospital staff use it in too strong of a magnetic field."



MRI MANAGEMENT

"There are certain economic realities that I must face everyday. Having the IRadimed monitor allows us to stay on schedule and meet clinical standards of care without straining my capital or operating budgets."



“Finally, an efficient way to transport our critical patients to the MRI”

The days of transferring a patient from a traditional transport monitor to the MRI monitor in the hallway outside of the MRI suite is now a thing of the past. The IRadimed 3880 MRI patient monitor is a small, lightweight, and easy to use, designed to travel with the patient between the MRI and their care unit. These unique transport attributes increase MRI efficiency while decreasing the amount of time critically ill patients are away from their care unit.

10
Minute Reduction
in time slots would
open capacity for more
MRI cases each day.

2
Additional MRI Slots
per day can equal more
than 500 additional MRI
exams annually.

HAVE A SAFE TRIP

Patient safety is increased when you provide uninterrupted vital sign monitoring from their care unit to MRI and back. IRadimed partners with your team to evaluate your current procedural workflow and will recommend strategies on how our MRI patient monitor and IV infusion pump will improve your overall patient workflow and staff efficiency.

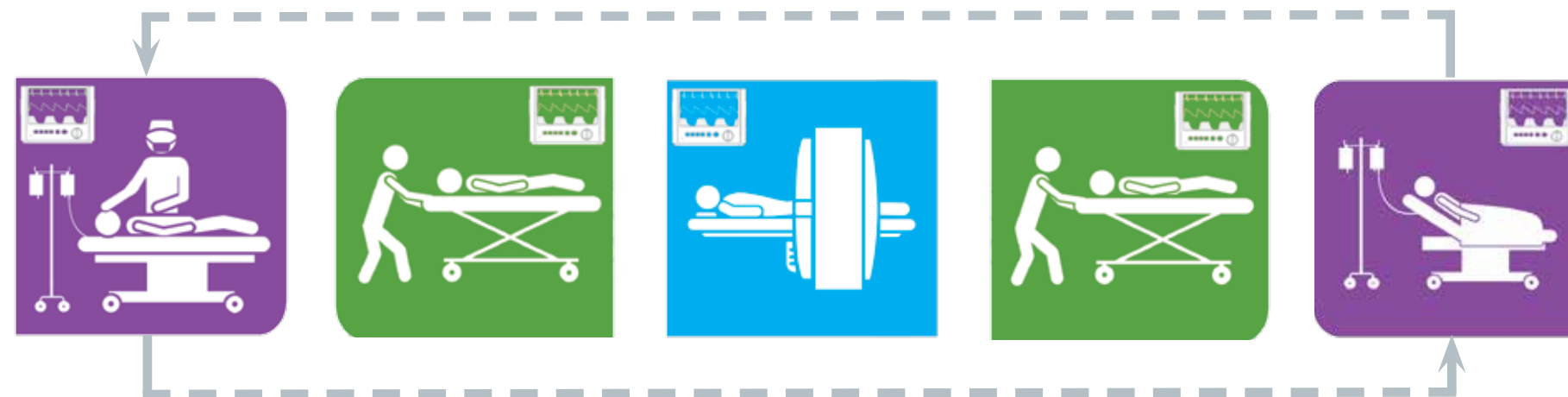
All in a day's
WORK [FLOW]

Mount it on an anesthesia cart, patient table, stretcher or freestanding pedestal and get rolling toward a more efficient workflow.

WORK SMARTER NOT HARDER

Portability is at the heart of the IRadimed 3880 MRI patient monitoring system. Transferring the patient to the MRI monitor in the originating department such as an Intensive Care Unit, Emergency Department or Anesthesia induction room reduces the need for unnecessary equipment transfers providing the following benefits:

- More efficient use of the MRI scanner and staff can improve throughput
- Continuity of care during intradepartmental patient transports
- Reduces the time that critical patients are away from the ICU



PRE MRI SET-UP

Connecting the MRI patient care devices to the patient within the 'safety-net' of their care unit insures patient stability prior to their MRI appointment.

TRANSPORT

The lightweight 3880 monitor allows a single staff member to easily transport the patient to the MRI without the need to transfer monitors again once they arrive.

MRI EXAM

With its 30,000 gauss rating and small footprint, clinicians have the freedom to position the 3880 monitor where it best enhances patient care for the required procedure.

TRANSPORT

Using the 3880 monitor for the entire care cycle helps streamline patient transitions and maintains patient care without a lapse in monitoring during equipment transfers.

POST MRI

Whether it is the patient's originating department or a recovery area, the IRadimed 3880 is with you and your patient every step of the way to ensure continuity of care.

SHAPING THE FUTURE OF MRI MONITORING

Slim, lightweight, with enough battery life to go the distance, this patient-side monitor has been meticulously engineered to meet the needs of today's complex MRI workflow. From bedside through transport, the 3880 non-magnetic monitor is mountable anywhere: wall, roll-stand, bed rail, or anesthesia cart and can quickly be detached for immediate mobility. IRadimed 3880 provides MRI safety and full functionality in a compact, non-magnetic package.

• 8 channel direct wireless communication allows simultaneous monitoring in both the MRI and control room.

• Combining a simple, single level menu structure with an intuitive touch screen makes this one of the easiest monitors to use.

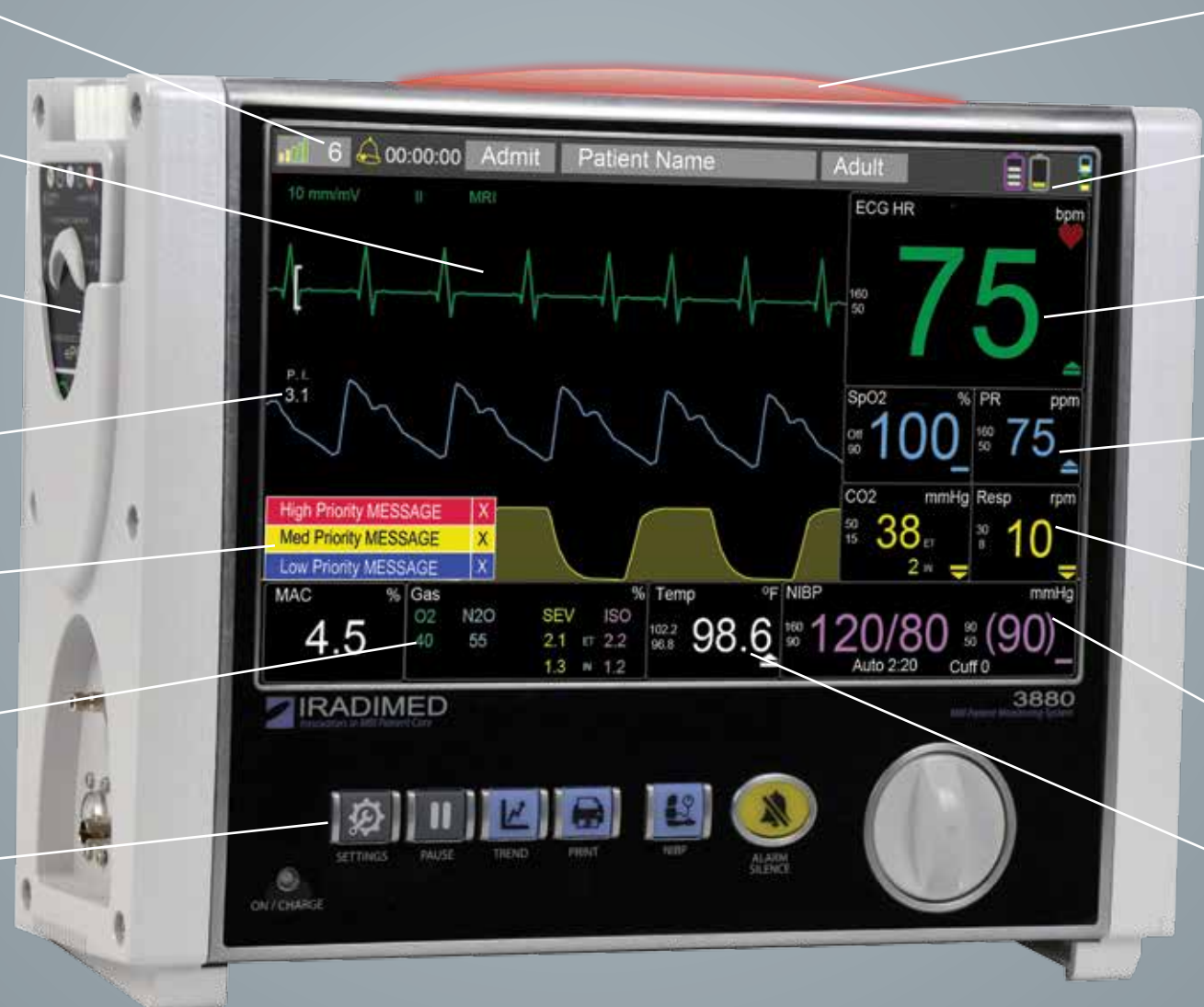
• Integrated POD charging bays eliminate the need to find space for external chargers and managing battery swaps.

• Trusted Masimo® based Perfusion Indicator provides confidence in patient assessment and setup.

• Dynamic messaging system with color coded severity and user acknowledgment puts you in control of what messages to see.

• Advanced anesthetic agent monitoring featuring continuous MAC and color coded gases.

• Frequently used activities receive a physical button activation helping preserve the screen for patient information.



• Multicolor, severity-based dome lights are visible from all sides of the monitor.

• Smart battery management system for the monitor, PODS and Tablet provides full status of all system components.

• Wireless ECG with IRadimed dynamic gradient filtering helps increase patient comfort and safety.

• Wireless SpO₂ monitoring feature industry trusted Masimo® algorithms.

• Non-Magnetic EtCO₂ with waveform fill ensure the magnetic field doesn't alter the accuracy or reliability.

• Industry first Non-Magnetic blood pressure ensures accurate readings and long term reliability.

• Fiber Optic patient temperature measurements provide real time status of your anesthetized patients.

LIFELONG AFFORDABILITY

IRadimed understands the challenges that are facing healthcare providers and has designed the 3880 MRI patient monitoring system around today's sensitive budgets. Consideration was taken into every aspect of the monitor design to lower acquisition cost and reduce the cost of ownership burden traditionally associated with MRI monitors in the following areas:

- Start up cost
- Per patient case cost
- Service & maintenance cost
- Hardware and software upgrades extending life
- Individual lead replacement instead of 'whole cable'



THE 3880 MRI MONITOR

The IRadimed 3880 non-magnetic patient monitoring system combines a legacy of proven performance with the ultimate fusion of both form and function.



3880

MRI PATIENT MONITOR

The 3880 non-magnetic patient side monitor is used to acquire, process, and display all vital sign measurements during patient intradepartmental transport as well as during the MRI procedure.



3885T

EXTENDED RANGE REMOTE TABLET

The non-magnetic wireless Remote Tablet has industry leading wireless technology that allows for remote monitoring that can go the distance inside the MRI control room.



3885B

BASE STATION CONTROL CENTER

The Base Station is the control room communication hub that facilitates the printing and wireless communication through the MRI shielding between the Patient Monitor and the Tablet.



3881



3882

LONG LIFE WIRELESS ECG AND SPO2 PODS

IRadimed non-magnetic PODs feature extended battery life lasting greater than 12 hours. This simplifies operation and eliminates the need for managing external battery chargers and batteries.



3886

WIRELESS MULTIGAS MODULE

The 3886 multigas module preserves patient mobility by residing on the anesthesia machine and wirelessly communicating patient gas information to 3880 MRI monitor.

YES, IT'S SMALL AND NON-MAGNETIC

The non-magnetic design allows the 3880 to operate safely in a 30,000 gauss magnetic field without the need for a heavy roll cart used by traditional MRI monitors.



 **IRADIMED**

1025 Willa Springs Drive
Winter Springs, FL 32708
(407) 677-8022
www.IRadimed.com

